

### Report Highlight:

- A mosquito pool collected from Atlantic County tested positive for Eastern equine encephalitis (EEE) in week 25
- Two mosquito pools collected from Bergen County tested positive for Jamestown Canyon virus (JCV) in week 23 and 25
- There have been no WNV positive cases detected in humans, mosquitoes, or animals this season.
- The number of tick related ED visits in 2020 is significantly below seasonal trends observed in past 5 years.

## 1. Human Testing

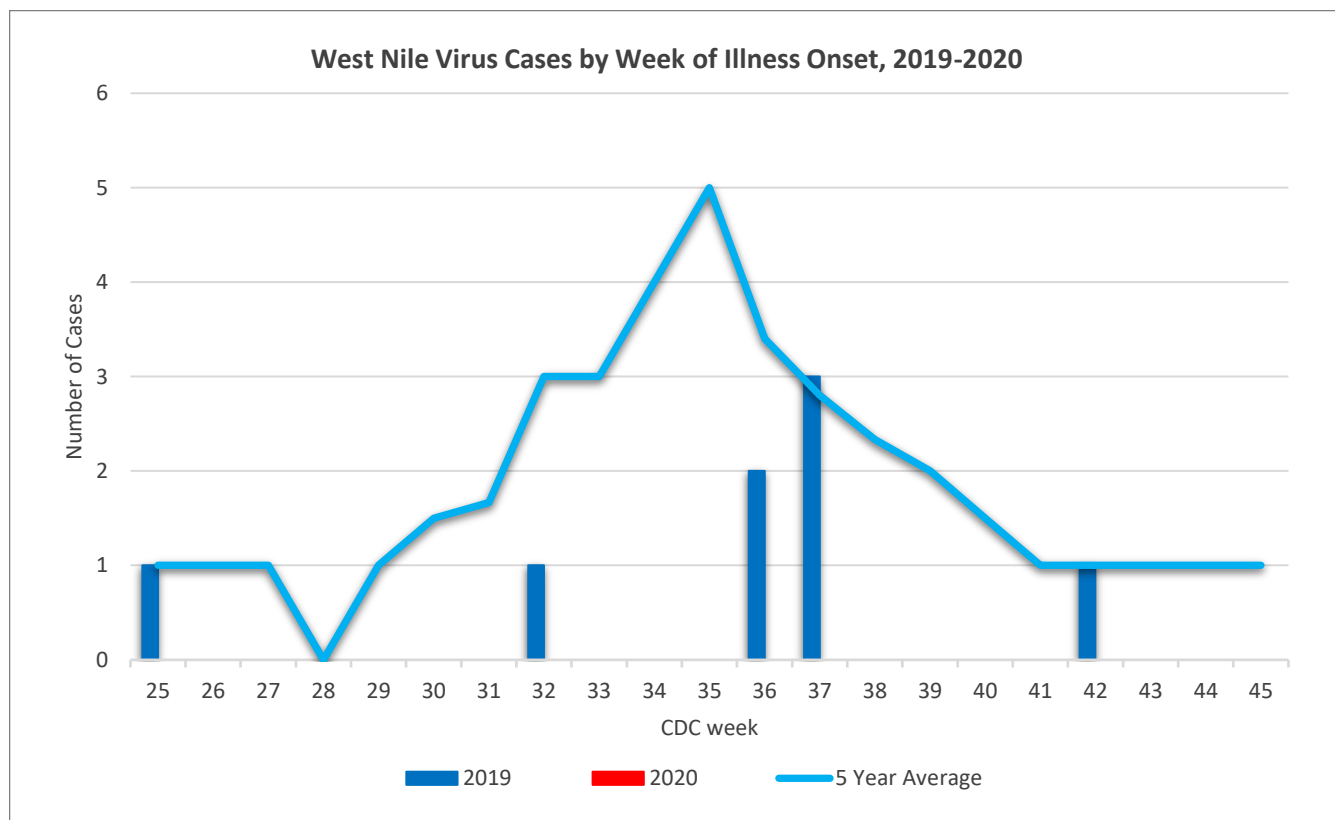
New Jersey Administrative Code (N.J.A.C.) Title 8 Chapter 57 mandates public health reporting of specified vector-borne diseases to prevent further disease spread.

Table 1.1 Human Cases<sup>a</sup>

Mosquito-borne diseases			Tickborne Diseases		
	2020 <sup>b</sup>	2019		2020 <sup>b</sup>	2019
Chikungunya	3	15	Anaplasmosis	9	142
Dengue	2	73	Babesiosis	11	236
Eastern equine encephalitis	-	4	<i>Borrelia miyamotoi</i>	2	16
Jamestown Canyon	-	-	Ehrlichiosis	4	142
Malaria	12	102	Lyme disease	387	3587
West Nile	-	8	Powassan	-	4
Zika	3	12	Spotted fever group rickettsioses	3	208

<sup>a</sup> Data for 2020 reflect confirmed and probable cases that have been approved by NJDOH. This does not include cases under investigation. All 2020 numbers are preliminary and are subject to change.

<sup>b</sup> Cumulative through week 26: June 21-27, 2020.



## 2. Mosquito Testing

The New Jersey Department of Health Public Health and Environmental Laboratories (PHEL) and the Cape May County Department of Mosquito Control Bio-safety Level 3 Laboratory (CMBSL3) perform arboviral testing on mosquito pools collected by county mosquito control agencies throughout New Jersey.

### West Nile virus (WNV):

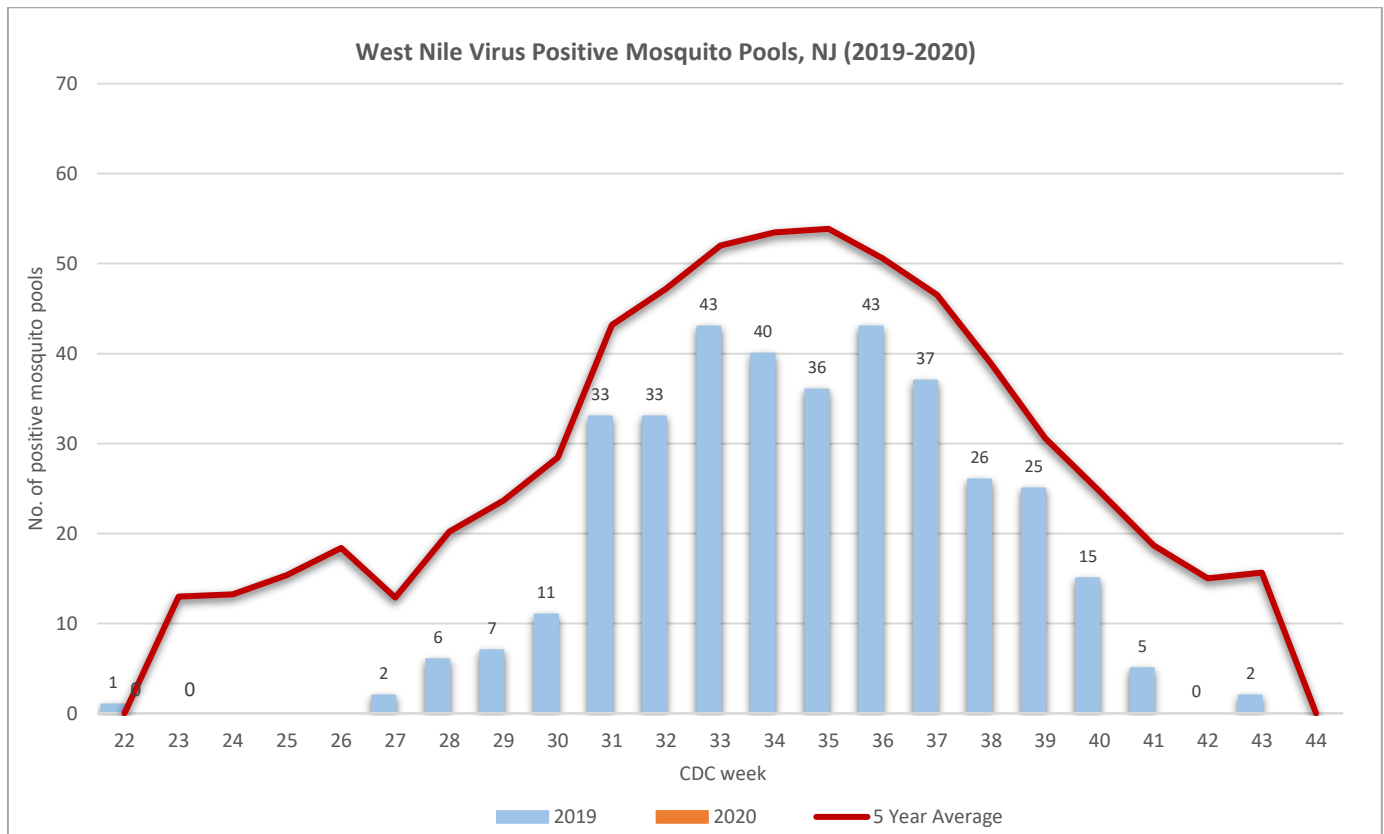
- A total of 1261 mosquito pools from 19 counties (Atlantic, Bergen, Burlington, Cumberland, Essex, Gloucester, Hudson, Hunterdon, Mercer, Middlesex, Monmouth, Morris, Ocean, Passaic, Salem, Somerset, Sussex, Union and Warren) have been tested for WNV.
- No positive WNV pools have been identified in 2020. In 2019 the first WNV positive mosquito pool was identified in week 22 in Passaic County.

*\*Test results may be incomplete; counties submit pools for testing on specific weekdays. Mosquito testing data reflects test results received from PHEL, CMBSL3 and US Army Public Health as of July 1, 2020*

WNV Positive Mosquito Pools

County	Week 26		Cumulative Total (week 26)	
	2020*	2019	2020*	2019
Atlantic				
Bergen				
Burlington				
Camden				
Cape May				
Cumberland				
Essex				
Gloucester				
Hudson				
Hunterdon				
Mercer				
Middlesex				
Monmouth				
Morris				
Ocean				
Passaic		1		1
Salem				
Somerset				
Sussex				
Union				
Warren				
<b>Total</b>	<b>-</b>	<b>1</b>	<b>-</b>	<b>1</b>

Week 26: June 23-29, 2019; June 21-27, 2020



## Eastern equine encephalitis virus (EEE)

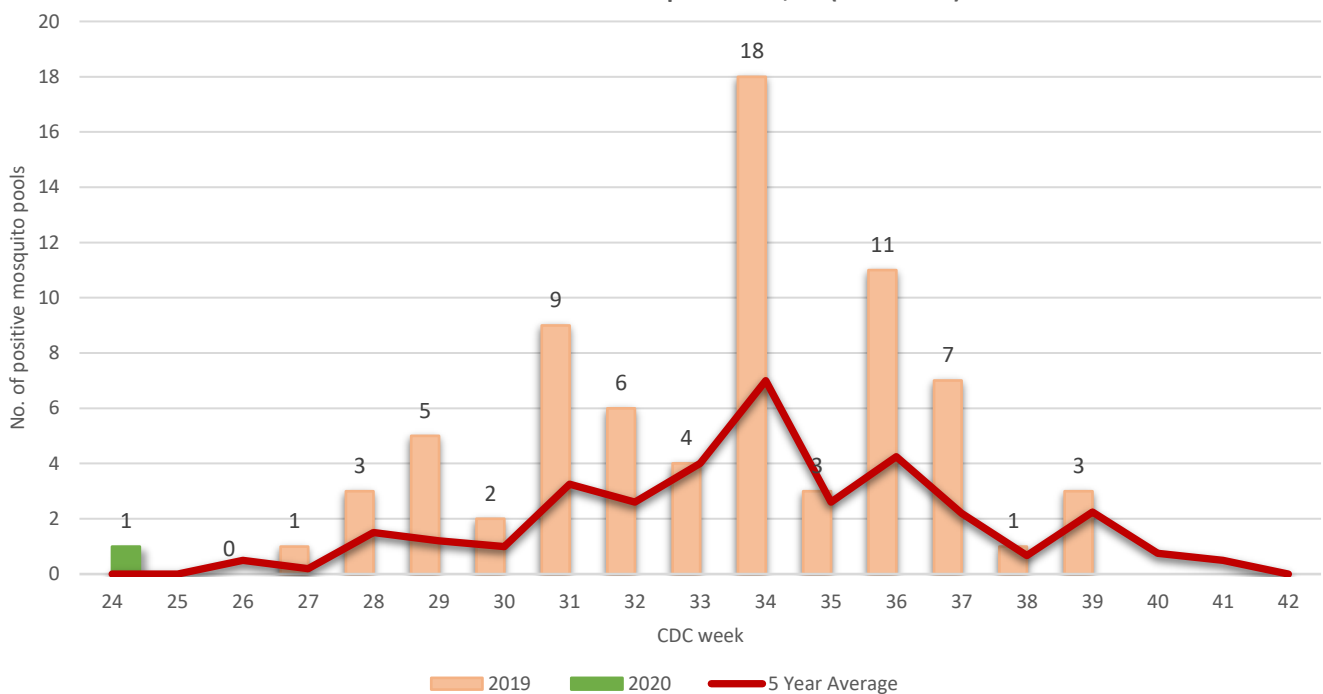
- A total of 1245 mosquito pools from 19 counties (Atlantic, Bergen, Burlington, Cumberland, Essex, Gloucester, Hudson, Hunterdon, Mercer, Middlesex, Monmouth, Morris, Ocean, Passaic, Salem, Somerset, Sussex, Union and Warren) have been tested for EEE.
- The first positive pool was detected in week 25 (Atlantic County). This is the earliest detection of EEE in mosquito pools in the state in at least 8 years.
- The positive pool was detected in *Culiseta melanura* species.
- In 2019, the first EEE mosquito pool was reported from Monmouth County in week 27.

EEE Positive Mosquito Pools

County	Week 26		Cumulative Total (week 26)	
	2020*	2019	2020*	2019
Atlantic	1		1	
Bergen				
Burlington				
Camden				
Cape May				
Cumberland				
Essex				
Gloucester				
Hudson				
Hunterdon				
Mercer				
Middlesex				
Monmouth				
Morris				
Ocean				
Passaic				
Salem				
Somerset				
Sussex				
Union				
Warren				
<b>Total</b>	<b>1</b>	<b>-</b>	<b>1</b>	<b>-</b>

Week 26: June 23-29, 2019; June 21-27, 2020

EEE Virus Positive Mosquito Pools, NJ (2019-2020)



**Other viruses:**

Mosquito pools from 19 counties have been tested for other arboviruses.

**Cumulative 2020 Mosquito Pool Testing (Other Viruses<sup>a</sup>)**

County	SLE		JCV		LAC		CHIKV		DENV		ZIKV	
	Pools	Pos	Pools	Pos	Pools	Pos	Pools	Pos	Pools	Pos	Pools	Pos
Atlantic	71		71				6		6		6	
Bergen	40		40	2								
Burlington	20		20									
Camden												
Cape May												
Cumberland	82		82									
Essex	21		21									
Gloucester	80		80									
Hudson	14		14									
Hunterdon	80		80									
Mercer	100		100		4							
Middlesex	85		85		10		1		1		1	
Monmouth	129		129		1							
Morris	113		113									
Ocean	68		68									
Passaic	23		23		1							
Salem	122		122		2							
Somerset	49		49									
Sussex	81		81									
Union	24		24									
Warren	59		59									
<b>Total</b>	1261	-	1261	2	18	-	7	-	7	-	7	-

<sup>a</sup> St. Louis encephalitis virus (SLE), Jamestown Canyon Virus (JCV), La Crosse encephalitis virus (LAC), Chikungunya virus (CHIKV), Dengue virus (DENV), Zika Virus (ZIKV)  
 Numbers in white columns represent number of pools tested to date in 2020  
 Numbers in green shaded columns represent positive pools in 2020

**Jamestown Canyon virus (JCV):**

- Two mosquito pools from Bergen County have tested positive for Jamestown Canyon virus at PHEL. The first pool was collected June 4<sup>th</sup> (week 23) and the second June 19 (week 25). Both positive pools were *Aedes cantator* species
- In 2019, five mosquito pools from 4 counties have tested positive for Jamestown Canyon virus. Positive pools were identified in Sussex, Bergen, Burlington and Salem counties.
- NJ reported its first and only human case of Jamestown Canyon virus in 2015 in a Sussex County resident.

**La Crosse encephalitis virus (LAC):**

- No positive La Crosse virus pools have been identified in 2020.
- In 2019, a mosquito pool collected in Passaic County (week 22) tested positive for La Crosse virus at PHEL.
- There have not been any human La Crosse virus cases reported in at least the past 20 years.

### 3. Equine/Avian /Other Animal Testing

Equine testing for WNV and EEE is conducted at the New Jersey Department of Agriculture's Animal Health and Diagnostic Laboratory.

- No animals have tested positive for WNV or EEE in 2020.
- Routine avian testing has been discontinued but is available upon request at PHEL.

**WNV/EEE Positive Test Results**

	Week 26		Cum. Total (Year)	
	2020*	2019	2020*	2019
Equine (EEE)				
Equine (WNV)				
Avian (WNV)				
Other				

Week 26: June 23-29, 2019; June 21-27, 2020


### 4. Surveillance Maps

#### West Nile Virus (WNV)

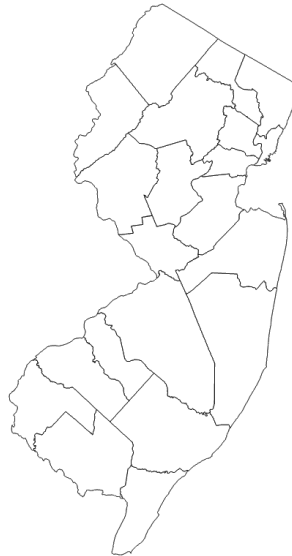
Week 26 WNV Activity (2020)\*

Cumulative WNV Activity 2020

**WNV Positive Pools**



- WNV human case
- WNV equine case



**Eastern equine encephalitis (EEE)**

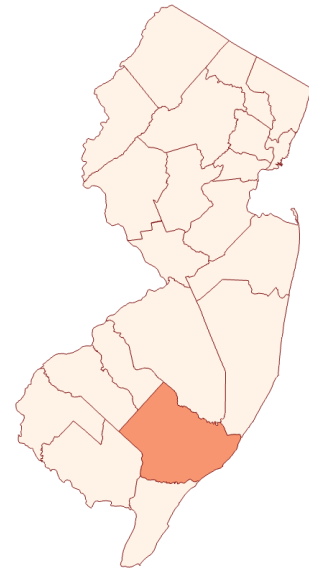
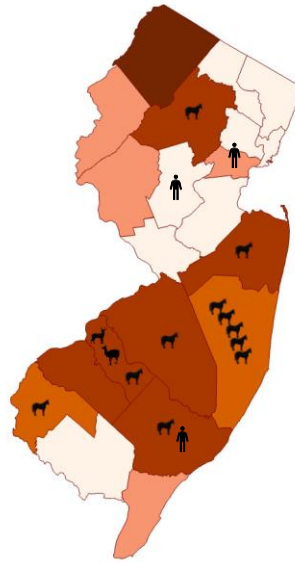
2019 EEE Activity

Cumulative EEE Activity 2020

**EEE Positive Pools**

- > 10
- ≤ 10
- ≤ 6
- ≤ 2
- No EEE activity

- Human case
- Equine case
- Alpaca case
- Deer case



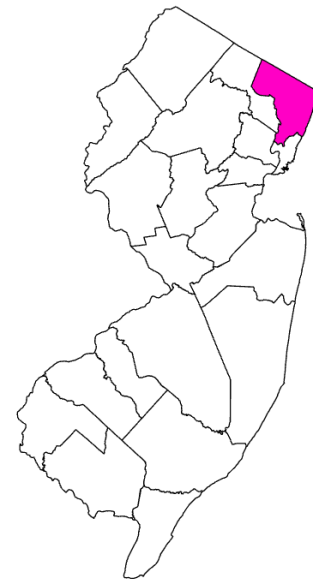
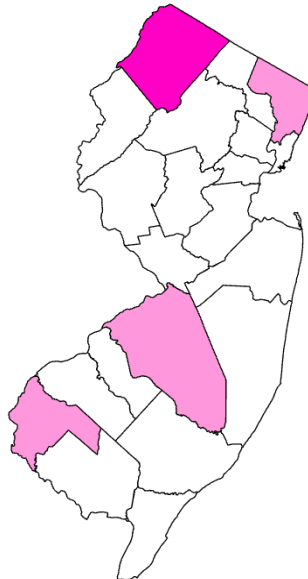
**Jamestown Canyon Virus**

2019 JCV Activity

Cummulative JCV Activity 2020

**JCV Positive Pools**

- ≥ 2
- 1
- No JCV activity



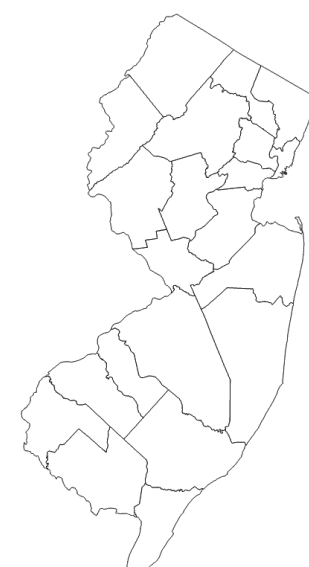
**La Crosse Virus Activity 2020**

2019 LAC Activity

Cummulative LAC Activity 2020

**LAC Positive Pools**

- ≥ 1
- No LAC activity

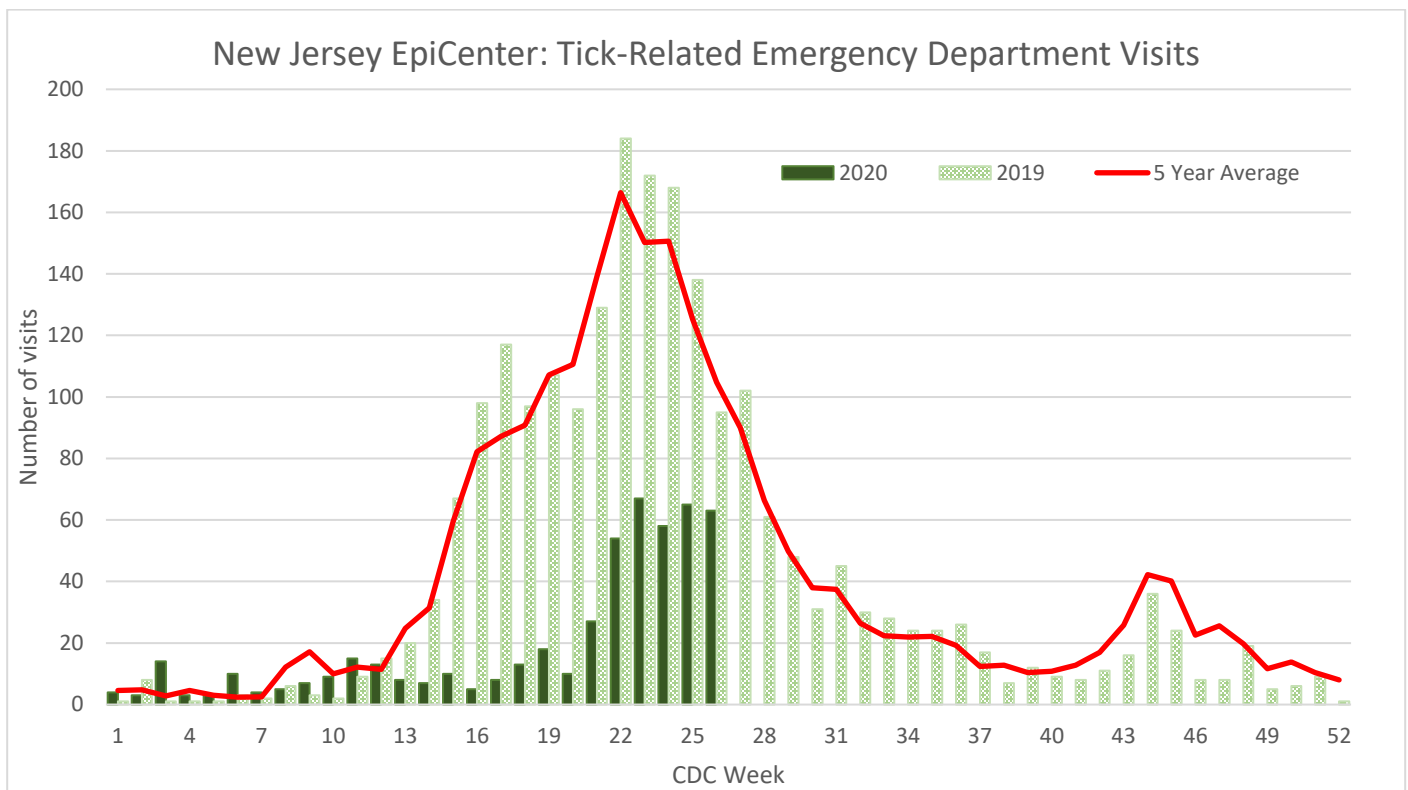


## 5. Syndromic Surveillance for Tick-related Emergency Department Visits

EpiCenter is a syndromic surveillance system developed and maintained by Health Monitoring Systems, Inc, for monitoring by health departments in the United States. New Jersey's EpiCenter receives real time Emergency Department (ED) data from 78 acute care and satellite health (99 percent reporting) facilities statewide. The system collects "chief complaint" information and limited patient registration data from existing ED computer systems.

The chart below represents NJ residents seen at emergency departments statewide with a tick-bite complaint or signs/symptoms associated with a reported tick-bite. Tick-related ED visits occur throughout the year with peak number of visits in the summer months and a smaller peak in the fall weeks when adult *Ixodes scapularis* (blacklegged ticks) are active.

In week 26, the number of ED visits is significantly lower than the 5-year average. This is because of the statewide "stay-at-home" orders implemented for the COVID-19 pandemic. A slight increase in numbers is seen starting from week 19 when state parks were reopened.



Data reflects ED visits downloaded from EpiCenter as of July 1, 2020

### For More Information

- NJDOH Communicable Disease Service: <http://nj.gov/health/cd/topics/vectorborne.shtml>
- New Jersey Arboviral Activity Maps: <http://bit.ly/JerseySurv>
- NJDEP Office of Mosquito Control Coordination: <http://www.nj.gov/dep/mosquito/>
- NJDA Division of Animal Health: <http://www.nj.gov/agriculture/divisions/ah/>
- Rutgers Center for Vector Biology: <http://vectorbio.rutgers.edu/>